

# Connecting the Dots

Linking Gee Whiz Experiences with  
Developmental Areas & Learning Indicators



“Beach Treasures” Unit - June 2020




# How to Use this Document

At Gee Whiz, we fully understand the importance of connecting the experiences we plan in the Teaching Guide to Developmental Areas and Learning Indications (skills). This document is designed to help you achieve this goal.

The following pages contain detailed information about each experience planned in the Gee Whiz unit, “Beach Treasures” (June 2020). You can look at the chart on the next page which details, by activity, all the skills covered. The remainder of the document lists, for a specific Learning Indicator (skill), all of the experiences planned during this unit that address it. There is also plenty of space for you to document your own experiences and how they connect to the Gee Whiz indicators.

## Connect to your formal assessment tool!

We know that most of you are required to utilize a formal child assessment tool. You can easily link the information in this guide with that assessment by simply looking at each Learning Indicator (skill) and matching it with the same one on your formal assessment tool. For instance, let’s say that a Gee Whiz experience addresses Physical Development and Health (picture code = ). The specific Learning Indicator addressed in this area is fine motor skills (PD5 = Demonstrates fine motor control (e.g., grasping, holding, pouring, cutting, drawing, writing, etc.)).

Just look at the skills/objectives used by your formal assessment tool and find the one that most closely matches our Learning Indicator and write it on the chart. Now you can quickly and easily link all Gee Whiz experiences to the skills you need to evaluate for the children in your group.

Use this document in conjunction with our Customized/Individualized Lesson Planning Form to detail how you plan to individualize the Gee Whiz activities for the children in your group.



# Learning Indicators Addressed By Activity

## Unit: Beach Treasures

	Exploring Together	Small Group	Small Group	Infant
<b>DAY 1</b>	Ahoy Thar' Matey! LD1, LD2, LD3, LD4, AL1, AL2, AL3, SK1, LK1, LR1, CA1, CA4, PD4, SE1, SE2, SE3	Pirate Fun LD1, LD2, LD3, LD4, AL1, AL2, SE1, SE2, SK1, CA4, LR1, LR2, PD5	The Pirate Says... LD1, LD2, LD3, LD4, PD4, SE1, SE2, SE3, MK1, MK2, MK3, LR1, SK1, AL1, AL2, AL3	A Singing Pirate LD1, LD2, SK1, CA1, SE1, AL1
<b>DAY 2</b>	Silver & Gold LD1, LD2, LD3, LD4, SE1, SE2, SE3, SK1, PD4, MK1, MK2, MK3, MK6, LR1, LK1, AL1, AL2, AL3, CA1, CA4	Digging for Coins LD1, LD2, LD3, LD4, AL1, AL2, LK3, LK4, LK5, SE1, SE2, SE3, SK1, SK3, LR1, MK1, MK2, MK3, MK6, PD5	Shiny & Silver Creations PD5, LD1, LD2, LD3, LD4, SE1, SE2, SK1, LR1, LR2, CA3, AL1, AL2	Treasure Bottle LD1, LD2, SK1, PD5, SE1, AL1
<b>DAY 3</b>	Gems & Jewelry LD1, LD2, LD3, LD4, SE1, SE2, AL1, AL2, AL3, SK1, SK3, LK1, LK4, LR1, PD5, MK6, LR1, PD5	Super Sparkly LD1, LD2, LD3, LD4, SE1, SE2, SE3, PD5, SK1, CA4, AL1, AL2, AL3	Jewelry Crafters PD5, LD1, LD2, LD3, LD4, SE1, SE2, CA3, MK4, SK1, LR1, LR2, AL1, AL2, AL3, SK1	Beads in a Bag SE1, PD5, SK1, LD1, LD2, AL1
<b>DAY 4</b>	So Many Seashells! LD1, LD2, LD3, LD4, SE1, SE2, SE3, PD4, SK1, SK3, LK1, MK1, MK2, MK3, MK6, LR1, AL1, AL2, AL3	Press and Reveal LD1, LD2, LD3, LD4, SE1, SE2, LR1, SK1, SK2, SK3, AL1, AL2, PD5	Seashell Pasta My Way LD1, LD2, LD3, LD4, LR1, AL1, AL2, PD5, SK1, SK2, MK1, MK2, SE1, SE2	It's a Shell! LD1, LD2, SK1, SK3, PD5, SE1, LK1, AL1
<b>DAY 5</b>	Crabs in Their Holes AL1, AL2, AL3, PD4, SE1, SE2, SE3, SK1, SK3, LK1, CA4, LD1, LD2, LD3, LD4, LR1, MK3	Pinch It! Art SE1, SE2, PD5, LR1, LR2, AL1, AL2, SK1, SK2, SK3, CA3, LD1, LD2, LD3, LD4, MK3	Dancing Crabs LD1, LD2, LD3, LD4, SE1, SE2, SE3, SK1, SK3, LR1, AL1, AL2, AL3, CA1, CA4	Pinch and Pick Up LD1, LD2, PD5, SK1, CA4, SE1, LR1, MK1, AL1
<b>DAY 6</b>	Swim, Little Fishies LD1, LD2, LD3, LD4, SE1, SE2, SE3, PD4, SK1, SK3, LR1, CA1, CA4, AL1, AL2, AL3, MK3	Fingerprint Fish LD1, LD2, LD3, LD4, SE1, SE2, PD5, CA3, SK1, SK3, LR1, LR2, AL1, AL2	How Many Fish? AL1, AL2, AL3, SE1, SE2, SK1, SK3, LR1, MK1, MK2, MK3, PD5, LD1, LD2, LD3, LD4	Little Fishy LD1, LD2, SK1, SK3, CA1, SE1, AL1
<b>DAY 7</b>	Special Sea Critters LD1, LD2, LD3, LD4, PD4, SE1, SE2, SE3, SK1, SK3, LR1, AL1, AL2, AL3, MK3, MK6	An Edible Sea Urchin LD1, LD2, LD3, LD4, AL1, AL2, SE1, SE2, MK1, MK2, SK1, SK3, LR1, PD5	Sea Star Rubbings AL1, AL2, LR1, SK1, SK2, SK3, SE1, SE2, CA3, LD1, LD2, LD3, LD4, PD5, MK3, MK5	Catch that Sea Star! LD1, LD2, SK1, LR1, PD5, SE1, AL1
<b>DAY 8</b>	Shark! AL1, AL2, AL3, LD1, LD3, LD4, LD4, SK1, SK3, LK1, PD5, SE1, SE2, SE3, MK1, MK2, MK6, LR1	A Shark Tooth LD1, LD2, LD3, LD4, AL1, AL2, PD5, LR1, LR2, CA3, MK5, SK1, SK2, SK3, SE1, SE2	Don't Fall in with the Sharks! PD4, LD1, LD2, LD3, LD4, AL1, AL2, AL3, SE1, SE2, SE3, SK1, SK3, CA4, LR1, MK1, MK2	Turn the Page LD1, LD2, PD5, SK1, SK3, LK1, SE1, AL1
<b>DAY 9</b>	Having a Blast at the Beach AL1, AL2, AL3, SE1, SE2, SE3, LR1, SK1, SS1, PD4, PD5, CA1, CA4, LD1, LD2, LD3, LD4, MK3	Beach Balls & Buckets LD1, LD2, LD3, LD4, SE1, SE2, SE3, AL1, AL2, AL3, SK1, SK3, LR1, LR2, PD4, MK3	Musical Beach Towels LD1, LD2, LD3, LD4, AL1, AL2, AL3, SE1, SE2, SE3, SK1, CA1, LR1, PD4, MK1, MK2, MK3	Beach Ball Fun LD1, LD2, SE1, SK1, CA1, PD5, AL1
<b>DAY 10</b>	Beach Fun Day! AL3, LD1, LD2, LD3, LD4, SE1, SE2, SE3, PD4, PD5, SK1, SK3, CA3, LR1, MK1, MK2	Learning from Books SE1, SE2, AL2, PD5, SK1, SK3, LK1, LD1, LD2, LD3, LD4	It's Story Time! LD1, LD2, LD3, LD4, AL3, PD5, LK1, SE1, SE2, SK1	Tra-La-La-La-La! LD1, LD2, CA1, LK1, SE1, SK1

### School-Age Experiences

Cool Coin Rubs LD1, LD2, LD3, LD4, AL1, AL2, PD5, MK1, MK2, MK3, CA3, LR1, LR2, SK1, SK2, SK3, SE3	How Much Is It Worth? AL1, AL2, AL3, SE2, SE3, PD4, PD5, SK1, MK1, MK3, MK6, LR1, LD1, LD2, LD3, LD4	Fabulous Fish Window Clings LD1, LD2, LD3, LD4, SE2, PD5, LR1, CA3, SK1, SK2, AL1, AL2
Sea Star Cookies LD1, LD2, LD3, LD4, SE2, SE3, SK1, SK2, LR1, PD5, AL1, AL2, MK3	Smell It Like a Shark LD1, LD2, LD3, LD4, MK1, MK2, MK5, MK6, SE2, SE3, AL1, AL2, AL3, SK1, SK3, PD5, LR1	Bounce 'N Say - Silly Stories LD1, LD2, LD3, LD4, SE1, SE2, SE3, PD4, LR1, LK1, SK1, AL1, AL2, AL3, SS1


## Unit: "Beach Treasures" - June 2020

LEARNING INDICATORS (specific skills)	These experiences address Language Development			
<p>LD1 - <i>Understands spoken language</i></p> <p style="color: red;">Objectives/Skills on my formal child assessment that correlates to this skill are:</p> <hr style="border: 0.5px solid red;"/> <hr style="border: 0.5px solid red;"/>	<p>Ahoy Thar' Matey! (p. 4) Pirate Fun (p. 5) The Pirate Says... (p. 5) A Singing Pirate (p. 5) Silver &amp; Gold (p. 6) Digging for Coins (p. 7) Shiny &amp; Silver Creations (p. 7) Treasure Bottle (p. 7) Gems &amp; Jewelry (p. 8) Super Sparkly (p. 9) Jewelry Crafters (p. 9) Beads in a Bag (p. 9) So Many Seashells (p. 10) Press and Reveal (p. 11) Seashell Pasta My Way (p. 11) It's a Shell! (p. 11) Crabs in Their Holes (p. 12)</p>	<p>Pinch It! Art (p. 13) Dancing Crabs (p. 13) Pinch and Pick Up (p. 13) Swim, Little Fishies (p. 14) Fingerprint Fish (p. 15) How Many Fish? (p. 15) Little Fishy (p. 15) Special Sea Critters (p. 16) An Edible Sea Urchin (p. 17) Sea Star Rubbings (p. 17) Catch that Sea Star! (p. 17) Shark! (p. 18) A Shark Tooth (p. 19) Don't Fall in with the Sharks! (p. 19) Turn the Page (p. 19) Having a Blast at the Beach (p. 20)</p>	<p>Beach Balls &amp; Buckets (p. 21) Musical Beach Towels (p. 21) Beach Ball Fun (p.21) Beach Fun Day! (p. 22) Learning from Books (p. 23) It's Story Time! (p. 23) Tra-La-La-La-La-La (p. 23) Cool Coin Rubs (p. 24) How Much is It Worth? (p. 24) Fabulous Fish Window Clings (p. 25) Sea Star Cookies (p. 25) Smell It Like a Shark (p. 26) Bounce N' Say - Silly Stories (p. 26)</p>	<p><b>Additional experiences I planned to address this skill:</b></p>
<p>LD2 - <i>Understands and then uses an ever-increasing vocabulary</i></p> <p style="color: red;">Objectives/Skills on my formal child assessment that correlates to this skill are:</p> <hr style="border: 0.5px solid red;"/> <hr style="border: 0.5px solid red;"/>	<p>Ahoy Thar' Matey! (p. 4) Pirate Fun (p. 5) The Pirate Says... (p. 5) A Singing Pirate (p. 5) Silver &amp; Gold (p. 6) Digging for Coins (p. 7) Shiny &amp; Silver Creations (p. 7) Treasure Bottle (p. 7) Gems &amp; Jewelry (p. 8) Super Sparkly (p. 9) Jewelry Crafters (p. 9) Beads in a Bag (p. 9) So Many Seashells (p. 10) Press and Reveal (p. 11) Seashell Pasta My Way (p. 11) It's a Shell! (p. 11) Crabs in Their Holes (p. 12)</p>	<p>Pinch It! Art (p. 13) Dancing Crabs (p. 13) Pinch and Pick Up (p. 13) Swim, Little Fishies (p. 14) Fingerprint Fish (p. 15) How Many Fish? (p. 15) Little Fishy (p. 15) Special Sea Critters (p. 16) An Edible Sea Urchin (p. 17) Sea Star Rubbings (p. 17) Catch that Sea Star! (p. 17) Shark! (p. 18) A Shark Tooth (p. 19) Don't Fall in with the Sharks! (p. 19) Turn the Page (p. 19) Having a Blast at the Beach (p. 20)</p>	<p>Beach Balls &amp; Buckets (p. 21) Musical Beach Towels (p. 21) Beach Ball Fun (p.21) Beach Fun Day! (p. 22) Learning from Books (p. 23) It's Story Time! (p. 23) Tra-La-La-La-La-La (p. 23) Cool Coin Rubs (p. 24) How Much is It Worth? (p. 24) Fabulous Fish Window Clings (p. 25) Sea Star Cookies (p. 25) Smell It Like a Shark (p. 26) Bounce N' Say - Silly Stories (p. 26)</p>	<p><b>Additional experiences I planned to address this skill:</b></p>
<p>LD3 - <i>Uses language to express ideas, wants, and needs</i></p> <p style="color: red;">Objective/Skill on my formal child assessment that correlates to this skill is:</p> <hr style="border: 0.5px solid red;"/>	<p>Ahoy Thar' Matey! (p. 4) Pirate Fun (p. 5) The Pirate Says... (p. 5) A Singing Pirate (p. 5) Silver &amp; Gold (p. 6) Digging for Coins (p. 7) Shiny &amp; Silver Creations (p. 7) Treasure Bottle (p. 7) Gems &amp; Jewelry (p. 8) Super Sparkly (p. 9) Jewelry Crafters (p. 9) Beads in a Bag (p. 9) So Many Seashells (p. 10) Press and Reveal (p. 11) Seashell Pasta My Way (p. 11) It's a Shell! (p. 11)</p>	<p>Pinch It! Art (p. 13) Dancing Crabs (p. 13) Pinch and Pick Up (p. 13) Swim, Little Fishies (p. 14) Fingerprint Fish (p. 15) How Many Fish? (p. 15) Little Fishy (p. 15) Special Sea Critters (p. 16) An Edible Sea Urchin (p. 17) Sea Star Rubbings (p. 17) Catch that Sea Star! (p. 17) Shark! (p. 18) A Shark Tooth (p. 19) Don't Fall in with the Sharks! (p. 19) Turn the Page (p. 19) Having a Blast at the Beach (p. 20)</p>	<p>Beach Balls &amp; Buckets (p. 21) Musical Beach Towels (p. 21) Beach Ball Fun (p.21) Beach Fun Day! (p. 22) Learning from Books (p. 23) It's Story Time! (p. 23) Tra-La-La-La-La-La (p. 23) Cool Coin Rubs (p. 24) How Much is It Worth? (p. 24) Fabulous Fish Window Clings (p. 25) Sea Star Cookies (p. 25) Smell It Like a Shark (p. 26) Bounce N' Say - Silly Stories (p. 26)</p>	<p><b>Additional experiences I planned to address this skill:</b></p>

## Unit: "Beach Treasures" - June 2020

LEARNING INDICATORS (specific skills)	These experiences address Language Development 🗨️ (continued)		
<p>LD4 - <i>Increasingly engages adults and other children in conversations</i></p> <p style="color: red;">Objective/Skill on my formal child assessment that correlates to this skill is:</p> <p>_____</p> <p>_____</p>	<p>Ahoy Thar' Matey! (p. 4)</p> <p>Pirate Fun (p. 5)</p> <p>The Pirate Says... (p. 5)</p> <p>A Singing Pirate (p. 5)</p> <p>Silver &amp; Gold (p. 6)</p> <p>Digging for Coins (p. 7)</p> <p>Shiny &amp; Silver Creations (p. 7)</p> <p>Treasure Bottle (p. 7)</p> <p>Gems &amp; Jewelry (p. 8)</p> <p>Super Sparkly (p. 9)</p> <p>Jewelry Crafters (p. 9)</p> <p>Beads in a Bag (p. 9)</p> <p>So Many Seashells (p. 10)</p> <p>Press and Reveal (p. 11)</p> <p>Seashell Pasta My Way (p. 11)</p> <p>It's a Shell! (p. 11)</p> <p>Crabs in Their Holes (p. 12)</p>	<p>Pinch It! Art (p. 13)</p> <p>Dancing Crabs (p. 13)</p> <p>Pinch and Pick Up (p. 13)</p> <p>Swim, Little Fishies (p. 14)</p> <p>Fingerprint Fish (p. 15)</p> <p>How Many Fish? (p. 15)</p> <p>Little Fishy (p. 15)</p> <p>Special Sea Critters (p. 16)</p> <p>An Edible Sea Urchin (p. 17)</p> <p>Sea Star Rubbings (p. 17)</p> <p>Catch that Sea Star! (p. 17)</p> <p>Shark! (p. 18)</p> <p>A Shark Tooth (p. 19)</p> <p>Don't Fall in with the Sharks! (p. 19)</p> <p>Turn the Page (p. 19)</p> <p>Having a Blast at the Beach (p. 20)</p>	<p>Beach Balls &amp; Buckets (p. 21)</p> <p>Musical Beach Towels (p. 21)</p> <p>Beach Ball Fun (p.21)</p> <p>Beach Fun Day! (p. 22)</p> <p>Learning from Books (p. 23)</p> <p>It's Story Time! (p. 23)</p> <p>Tra-La-La-La-La-La (p. 23)</p> <p>Cool Coin Rubs (p. 24)</p> <p>How Much is It Worth? (p. 24)</p> <p>Fabulous Fish Window Clings (p. 25)</p> <p>Sea Star Cookies (p. 25)</p> <p>Smell It Like a Shark (p. 26)</p> <p>Bounce N' Say - Silly Stories (p. 26)</p>
LEARNING INDICATORS (specific skills)	These experiences address Literacy Knowledge 📖		
<p>LK1 - <i>Shows an interest in books and understands stories are a way of sharing information</i></p> <p style="color: red;">Objectives/Skills on my formal child assessment that correlates to this skill are:</p> <p>_____</p> <p>_____</p>	<p>Ahoy Thar' Matey! (p. 4)</p> <p>Silver &amp; Gold (p. 6)</p> <p>Gems &amp; Jewelry (p. 8)</p> <p>So Many Seashells (p. 10)</p> <p>It's a Shell! (p. 11)</p> <p>Crabs in Their Holes (p. 12)</p> <p>Shark! (p. 18)</p>	<p>Turn the Page (p. 19)</p> <p>Learning from Books (p. 23)</p> <p>It's Story Time! (p. 23)</p> <p>Bounce N' Say - Silly Stories (p. 26)</p>	<p><b>Additional experiences I planned to address this skill:</b></p>
<p>LK2 - <i>Understands that language is made up of words, which can be broken down into syllables</i></p> <p style="color: red;">Objectives/Skills on my formal child assessment that correlates to this skill are:</p> <p>_____</p> <p>_____</p>	<p><b>Please see our Letters &amp; Literacy booklet for activities that address this learning indicator. These activities apply to school-age children as well.</b></p>		<p><b>Additional experiences I planned to address this skill:</b></p>

## Unit: "Beach Treasures" - June 2020

LEARNING INDICATORS (specific skills)	These experiences address Literacy Knowledge  (continued)	
<p>LK3 - <i>Begins to name letters and identify their sounds</i></p> <p>Objectives/Skills on my formal child assessment that correlates to this skill are:</p> <p>_____</p> <p>_____</p>	<p><b>Please see our Letters &amp; Literacy booklet for activities that address this learning indicator. These activities apply to school-age children as well.</b></p>	<p><b>Additional experiences I planned to address this skill:</b></p>
<p>LK4 - <i>Understands concepts about print (e.g., reading from left to right, logos as symbols, etc.)</i></p> <p>Objective/Skill on my formal child assessment that correlates to this skill is:</p> <p>_____</p> <p>_____</p>	<p>Digging for Coins (p. 7)            Gems &amp; Jewelry - Extension (p. 8)            Learning from Books (p. 23)            Fabulous Fish Window Clings (p. 25)            Sea Star Cookies (p. 25)</p> <p style="text-align: center;"><b>Please see our Letters &amp; Literacy booklet for activities that address this learning indicator. These activities apply to school-age children as well.</b></p>	<p><b>Additional experiences I planned to address this skill:</b></p>
<p>LK5 - <i>Begins to use a variety of writing tools to use writing (invented or true) as a way to convey thoughts &amp; ideas</i></p> <p>Objective/Skill on my formal child assessment that correlates to this skill is:</p> <p>_____</p> <p>_____</p>	<p style="text-align: center;"><b>Please see our Letters &amp; Literacy booklet for activities that address this learning indicator. These activities apply to school-age children as well.</b></p> <p>Digging for Coins (p. 7)            Sea Star Cookies (p. 25)</p>	<p><b>Additional experiences I planned to address this skill:</b></p>

## Unit: "Beach Treasures" - June 2020

LEARNING INDICATORS (specific skills)	These experiences address Math Knowledge 1 (continued)		
<p>MK1 - <i>Understands that numbers tell "how many"</i></p> <p>Objectives/Skills on my formal child assessment that correlates to this skill are:</p> <p>_____</p> <p>_____</p>	<p>The Pirate Says... (p. 5) Silver &amp; Gold (p. 6) Digging for Coins (p. 7) So Many Seashells (p. 10) Seashell Pasta My Way (p. 11) Pinch and Pick Up (p. 13) How Many Fish? (p. 15)</p>	<p>An Edible Sea Urchin (p. 17) Sea Star Rubbings (p. 17) Shark! (p. 18) Don't Fall in with the Sharks! (p. 19) Musical Beach Towels (p. 21) Beach Fun Day! (p. 22) Cool Coin Rubs (p. 24) How Much is it Worth (p. 24) Smell It Like a Shark (p. 26)</p>	<p><b>Additional experiences I planned to address this skill:</b></p>
<p>MK2 - <i>Recognizes that numbers go in a specific order</i></p> <p>Objectives/Skills on my formal child assessment that correlates to this skill are:</p> <p>_____</p> <p>_____</p>	<p>The Pirate Says... (p. 5) Silver &amp; Gold (p. 6) Digging for Coins (p. 7) So Many Seashells (p. 10) Seashell Pasta My Way (p. 11) How Many Fish? (p. 15) An Edible Sea Urchin (p. 17)</p>	<p>Shark! (p. 18) Don't Fall in with the Sharks! (p. 19) Musical Beach Towels (p. 21) Beach Fun Day! (p. 22) Cool Coin Rubs (p. 24) Smell It Like a Shark (p. 26)</p>	<p><b>Additional experiences I planned to address this skill:</b></p>
<p>MK3 - <i>Recognizes shapes and positional concepts</i></p> <p>Objectives/Skills on my formal child assessment that correlates to this skill are:</p> <p>_____</p> <p>_____</p>	<p>Pirate Fun (p. 5) The Pirate Says... (p. 5) Silver &amp; Gold (p. 6) Digging for Coins (p. 7) So Many Seashells! (p. 10) Crabs in Their Holes (p. 12) Pinch It! Art (p. 13) Swim, Little Fishies (p. 14) How Many Fish? (p. 15) Special Sea Critters (p. 16)</p>	<p>Sea Star Rubbings (p. 17) Having a Blast at the Beach (p. 20) Beach Balls &amp; Buckets (p. 21) Musical Beach Towels (p. 21) Cool Coin Rubs (p. 24) How Much is It Worth? (p. 24) Sea Star Cookies (p. 25)</p>	<p><b>Additional experiences I planned to address this skill:</b></p>
<p>MK4 - <i>Creates, imitates and/or extends patterns</i></p> <p>Objective/Skill on my formal child assessment that correlates to this skill is:</p> <p>_____</p> <p>_____</p>	<p>Jewelry Crafters (p. 9)</p>	<p><b>Additional experiences I planned to address this skill:</b></p>	

## Unit: "Beach Treasures" - June 2020

LEARNING INDICATORS	These experiences address Math Knowledge ① (continued)			
<p>MK5 - Utilizes measurement (standard and nonstandard) to compare and contrast objects (includes graphing)</p> <p style="color: red;">Objectives/Skills on my formal child assessment that correlates to this skill are:</p> <p>_____</p> <p>_____</p>	<p>A Shark Tooth (p. 19) Smell It Like a Shark (p. 26)</p>	<p><b>Additional experiences I planned to address this skill:</b></p>		
<p>MK6 - Sort or groups objects based on common characteristics</p> <p style="color: red;">Objectives/Skills on my formal child assessment that correlates to this skill are:</p> <p>_____</p> <p>_____</p>	<p>Silver &amp; Gold (p. 6) Digging for Coins (p. 7) Gems &amp; Jewelry (p. 8) So Many Seashells (p. 10) Special Sea Critters (p. 16) Shark! (p. 18) How Much Is It Worth? (p. 24) Smell It Like a Shark (p. 26)</p>	<p><b>Additional experiences I planned to address this skill:</b></p>		
LEARNING INDICATORS (specific skills)	These experiences address Science Knowledge ②			
<p>SK1 - Utilizes observation and other senses to explore and gather information about objects and experiences</p> <p style="color: red;">Objectives/Skills on my formal child assessment that correlates to this skill are:</p> <p>_____</p> <p>_____</p>	<p>Ahoy Thar' Matey! (p. 4) Pirate Fun (p. 5) The Pirate Says... (p. 5) A Singing Pirate (p. 5) Silver &amp; Gold (p. 6) Digging for Coins (p. 7) Shiny &amp; Silver Creations (p. 7) Treasure Bottle (p. 7) Gems &amp; Jewelry (p. 8) Super Sparkly (p. 9) Jewelry Crafters (p. 9) Beads in a Bag (p. 9) So Many Seashells (p. 10) Press and Reveal (p. 11) Seashell Pasta My Way (p. 11) It's a Shell! (p. 11) Crabs in Their Holes (p. 12)</p>	<p>Pinch It! Art (p. 13) Dancing Crabs (p. 13) Pinch and Pick Up (p. 13) Swim, Little Fishies (p. 14) Fingerprint Fish (p. 15) How Many Fish? (p. 15) Little Fishy (p. 15) Special Sea Critters (p. 16) An Edible Sea Urchin (p. 17) Sea Star Rubbings (p. 17) Catch that Sea Star! (p. 17) Shark! (p. 18) A Shark Tooth (p. 19) Don't Fall in with the Sharks! (p. 19) Turn the Page (p. 19) Having a Blast at the Beach (p. 20)</p>	<p>Beach Balls &amp; Buckets (p. 21) Musical Beach Towels (p. 21) Beach Ball Fun (p.21) Beach Fun Day! (p. 22) Learning from Books (p. 23) It's Story Time! (p. 23) Tra-La-La-La-La-La (p. 23) Cool Coin Rubs (p. 24) How Much is It Worth? (p. 24) Fabulous Fish Window Clings (p. 25) Sea Star Cookies (p. 25) Smell It Like a Shark (p. 26) Bounce N' Say - Silly Stories (p. 26)</p>	<p><b>Additional experiences I planned to address this skill:</b></p>



## Unit: "Beach Treasures" - June 2020

LEARNING INDICATORS (specific skills)	These experiences address Science Knowledge ☿ (continued)			
<p>SK2 - <i>Makes and tests predictions using simple experimentation</i></p> <p style="color: red;">Objectives/Skills on my formal child assessment that correlates to this skill are:</p> <hr style="border: 0.5px solid red;"/> <hr style="border: 0.5px solid red;"/>	<p>Press and Reveal (p. 11) Seashell Pasta My Way (p. 11) Sea Star Rubbings (p. 17) A Shark Tooth (p. 19)</p>	<p>Cool Coin Rubs (p. 24) Fabulous Fish Window Clings (p. 25) Sea Star Cookies (p. 25)</p>	<p><b>Additional experiences I planned to address this skill:</b></p>	
<p>SK3 - <i>Gathers information about the natural world through hands-on exploration</i></p> <p style="color: red;">Objectives/Skills on my formal child assessment that correlates to this skill are:</p> <hr style="border: 0.5px solid red;"/> <hr style="border: 0.5px solid red;"/>	<p>Digging for Coins (p. 7) So Many Seashells (p. 10) Press and Reveal (p. 11) It's a Shell! (p. 11) Crabs in Their Holes (p. 12)</p>	<p>Swim, Little Fishies (p. 14) How Many Fish? (p. 15) Little Fishy (p. 15) Special Sea Critters (p. 16) An Edible Sea Urchin (p. 17) Shark! (p. 18) A Shark Tooth (p. 19) Don't Fall in with the Sharks! (p. 19) Turn the Page (p. 19) Learning from Books (p. 23) Smell It Like a Shark (p. 26)</p>	<p><b>Additional experiences I planned to address this skill:</b></p>	
LEARNING INDICATORS (specific skills)	These experiences address Logic & Reasoning ? (continued)			
<p>LR1 - <i>Demonstrates the ability to identify a problem and then seeks ways to solve it</i></p> <p style="color: red;">Objectives/Skills on my formal child assessment that correlates to this skill are:</p> <hr style="border: 0.5px solid red;"/> <hr style="border: 0.5px solid red;"/>	<p>Ahoy Thar' Matey! (p. 4) Pirate Fun (p. 5) The Pirate Says... (p. 5) Silver &amp; Gold (p. 6) Digging for Coins (p. 7) Shiny &amp; Silver Creations (p. 7) Gems &amp; Jewelry (p. 8) Jewelry Crafters (p. 9) So Many Seashells (p. 10) Press and Reveal (p. 11) Seashell Pasta My Way (p. 11) Crabs in Their Holes (p. 12)</p>	<p>Pinch It! Art (p. 13) Dancing Crabs (p. 13) Pinch and Pick Up (p. 13) Swim, Little Fishies (p. 14) Fingerprint Fish (p. 15) How Many Fish? (p. 15) Special Sea Critters (p. 16) An Edible Sea Urchin (p. 17) Sea Star Rubbings (p. 17) Catch that Sea Star! (p. 17) Shark! (p. 18) A Shark Tooth (p. 19) Don't Fall in with the Sharks! (p. 19) Having a Blast at the Beach (p. 20)</p>	<p>Beach Balls &amp; Buckets (p. 21) Musical Beach Towels (p. 21) Beach Fun Day! (p. 22) Cool Coin Rubs (p. 24) How Much is It Worth? (p. 24) Fabulous Fish Window Clings (p. 25) Sea Star Cookies (p. 25) Smell It Like a Shark (p. 26) Bounce N' Say - Silly Stories (p. 26)</p>	<p><b>Additional experiences I planned to address this skill:</b></p>

## Unit: "Beach Treasures" - June 2020

LEARNING INDICATORS (specific skills)	These experiences address Logic & Reasoning ? (continued)			
<p>LR2 - <i>Understands that symbols or objects can be used to represent different things</i></p> <p style="color: red;">Objectives/Skills on my formal child assessment that correlates to this skill are:</p> <hr/> <hr/>	Pirate Fun (p. 5) Shiny & Silver Creations (p. 7) Jewelry Crafters (p. 9) Pinch It! Art (p. 13) Fingerprint Fish (p. 15)	A Shark Tooth (p. 19) Don't Fall in with the Sharks! (p. 19) Beach Balls & Buckets (p. 21) Cool Coin Rubs (p. 24)	<p><b>Additional experiences I planned to address this skill:</b></p>	
LEARNING INDICATORS (specific skills)	These experiences address Approaches to Learning 😊			
<p>AL1 - <i>Shows interest in many topics and a desire to try new things</i></p> <p style="color: red;">Objectives/Skills on my formal child assessment that correlates to this skill are:</p> <hr/> <hr/>	Ahoy Thar' Matey! (p. 4) Pirate Fun (p. 5) The Pirate Says... (p. 5) A Singing Pirate (p. 5) Silver & Gold (p. 6) Digging for Coins (p. 7) Shiny & Silver Creations (p. 7) Treasure Bottle (p. 7) Gems & Jewelry (p. 8) Super Sparkly (p. 9) Jewelry Crafters (p. 9) Beads in a Bag (p. 9) So Many Seashells (p. 10) Press and Reveal (p. 11) Seashell Pasta My Way (p. 11) It's a Shell! (p. 11) Crabs in Their Holes (p. 12)	Pinch It! Art (p. 13) Dancing Crabs (p. 13) Pinch and Pick Up (p. 13) Swim, Little Fishies (p. 14) Fingerprint Fish (p. 15) How Many Fish? (p. 15) Little Fishy (p. 15) Special Sea Critters (p. 16) An Edible Sea Urchin (p. 17) Sea Star Rubbings (p. 17) Catch that Sea Star! (p. 17) Shark! (p. 18) A Shark Tooth (p. 19) Don't Fall in with the Sharks! (p. 19) Turn the Page (p. 19) Having a Blast at the Beach (p. 20)	Beach Balls & Buckets (p. 21) Musical Beach Towels (p. 21) Beach Ball Fun (p.21) Beach Fun Day! (p. 22) Learning from Books (p. 23) It's Story Time! (p. 23) Tra-La-La-La-La (p. 23) Cool Coin Rubs (p. 24) How Much is It Worth? (p. 24) Fabulous Fish Window Clings (p. 25) Sea Star Cookies (p. 25) Smell It Like a Shark (p. 26) Bounce N' Say - Silly Stories (p. 26)	<p><b>Additional experiences I planned to address this skill:</b></p>
<p>AL2 - <i>Displays persistence when completing tasks and is able to avoid distractions</i></p> <p style="color: red;">Objective/Skill on my formal child assessment that correlates to this skill is:</p> <hr/>	Ahoy Thar' Matey! (p. 4) Pirate Fun (p. 5) The Pirate Says... (p. 5) Silver & Gold (p. 6) Digging for Coins (p. 7) Shiny & Silver Creations (p. 7) Gems & Jewelry (p. 8) Super Sparkly (p. 9) Jewelry Crafters (p. 9) So Many Seashells (p. 10) Press and Reveal (p. 11) Seashell Pasta My Way (p. 11) Crabs in Their Holes (p. 12)	Pinch It! Art (p. 13) Dancing Crabs (p. 13) Pinch and Pick Up (p. 13) Swim, Little Fishies (p. 14) Fingerprint Fish (p. 15) How Many Fish? (p. 15) Special Sea Critters (p. 16) An Edible Sea Urchin (p. 17) Sea Star Rubbings (p. 17) Catch that Sea Star! (p. 17) Shark! (p. 18) A Shark Tooth (p. 19) Don't Fall in with the Sharks! (p. 19) Having a Blast at the Beach (p. 20)	Beach Balls & Buckets (p. 21) Musical Beach Towels (p. 21) Beach Fun Day! (p. 22) Learning from Books (p. 23) It's Story Time! (p. 23) Cool Coin Rubs (p. 24) How Much is It Worth? (p. 24) Fabulous Fish Window Clings (p. 25) Sea Star Cookies (p. 25) Smell It Like a Shark (p. 26) Bounce N' Say - Silly Stories (p. 26)	<p><b>Additional experiences I planned to address this skill:</b></p>

## Unit: "Beach Treasures" - June 2020

LEARNING INDICATORS (specific skills)	These experiences address Approaches to Learning 😊 (continued)			
<p>AL3 - Engages in cooperative group experiences</p> <p>Objectives/Skills on my formal child assessment that correlates to this skill are:</p> <hr/> <hr/>	<p>Ahoy Thar' Matey! (p. 4) Pirate Fun (p. 5) The Pirate Says... (p. 5) Silver &amp; Gold (p. 6) Gems &amp; Jewelry (p. 8) So Many Seashells (p. 10) Crabs in Their Holes (p. 12) Dancing Crabs (p. 13) Swim, Little Fishies (p. 14) How Many Fish? (p. 15) Special Sea Critters (p. 16)</p>	<p>Shark! (p. 18) Don't Fall in with the Sharks! (p. 19) Having a Blast at the Beach (p. 20) Beach Balls &amp; Buckets (p. 21) Musical Beach Towels (p. 21) Beach Fun Day! (p. 22) Learning from Books How Much Is It Worth? (p. 24) Sea Star Cookies (p. 25) Bounce N' Say - Silly Stories (p. 26)</p>	<p><b>Additional experiences I planned to address this skill:</b></p>	
LEARNING INDICATORS (specific skills)	These experiences address Social & Emotional Development ♥			
<p>SE1 - Demonstrates a secure relationship with caregivers or other adults as well as positive interactions with other children</p> <p>Objectives/Skills on my formal child assessment that correlates to this skill are:</p> <hr/> <hr/>	<p>Ahoy Thar' Matey! (p. 4) Pirate Fun (p. 5) The Pirate Says... (p. 5) A Singing Pirate (p. 5) Silver &amp; Gold (p. 6) Digging for Coins (p. 7) Shiny &amp; Silver Creations (p. 7) Treasure Bottle (p. 7) Gems &amp; Jewelry (p. 8) Super Sparkly (p. 9) Jewelry Crafters (p. 9) Beads in a Bag (p. 9) So Many Seashells (p. 10) Press and Reveal (p. 11) Seashell Pasta My Way (p. 11) It's a Shell! (p. 11) Crabs in Their Holes (p. 12)</p>	<p>Pinch It! Art (p. 13) Dancing Crabs (p. 13) Pinch and Pick Up (p. 13) Swim, Little Fishies (p. 14) Fingerprint Fish (p. 15) How Many Fish? (p. 15) Little Fishy (p. 15) Special Sea Critters (p. 16) An Edible Sea Urchin (p. 17) Sea Star Rubbings (p. 17) Catch that Sea Star! (p. 17) Shark! (p. 18) A Shark Tooth (p. 19) Don't Fall in with the Sharks! (p. 19) Turn the Page (p. 19) Having a Blast at the Beach (p. 20)</p>	<p>Beach Balls &amp; Buckets (p. 21) Musical Beach Towels (p. 21) Beach Ball Fun (p.21) Beach Fun Day! (p. 22) Learning from Books (p. 23) It's Story Time! (p. 23) Tra-La-La-La-La-La (p. 23) Cool Coin Rubs (p. 24) How Much is It Worth? (p. 24) Fabulous Fish Window Clings (p. 25) Sea Star Cookies (p. 25) Smell It Like a Shark (p. 26) Bounce N' Say - Silly Stories (p. 26)</p>	<p><b>Additional experiences I planned to address this skill:</b></p>
<p>SE2 - Demonstrates a positive self-concept by sharing preferences, expressing feelings freely and displaying confidence</p> <p>Objective/Skill on my formal child assessment that correlates to this skill is:</p> <hr/> <hr/>	<p>Ahoy Thar' Matey! (p. 4) Pirate Fun (p. 5) The Pirate Says... (p. 5) Silver &amp; Gold (p. 6) Digging for Coins (p. 7) Shiny &amp; Silver Creations (p. 7) Gems &amp; Jewelry (p. 8) Super Sparkly (p. 9) Jewelry Crafters (p. 9) So Many Seashells (p. 10) Press and Reveal (p. 11) Seashell Pasta My Way (p. 11) Crabs in Their Holes (p. 12)</p>	<p>Pinch It! Art (p. 13) Dancing Crabs (p. 13) Swim, Little Fishies (p. 14) Fingerprint Fish (p. 15) How Many Fish? (p. 15) Special Sea Critters (p. 16) An Edible Sea Urchin (p. 17) Sea Star Rubbings (p. 17) Shark! (p. 18) A Shark Tooth (p. 19) Don't Fall in with the Sharks! (p. 19) Turn the Page (p. 19) Having a Blast at the Beach (p. 20)</p>	<p>Beach Balls &amp; Buckets (p. 21) Musical Beach Towels (p. 21) Beach Fun Day! (p. 22) Learning from Books (p. 23) It's Story Time! (p. 23) Cool Coin Rubs (p. 24) How Much is It Worth? (p. 24) Fabulous Fish Window Clings (p. 25) Sea Star Cookies (p. 25) Smell It Like a Shark (p. 26) Bounce N' Say - Silly Stories (p. 26)</p>	<p><b>Additional experiences I planned to address this skill:</b></p>

## Unit: "Beach Treasures" - June 2020

<b>LEARNING INDICATORS</b> (specific skills)	<b>These experiences address Social &amp; Emotional Development ♥</b> (continued)		
<p>SE3 - <i>Demonstrates self-regulation by handling emotions in an appropriate way and following simple rules</i></p> <p style="color: red;">Objectives/Skills on my formal child assessment that correlates to this skill are:</p> <hr style="border: 0; border-top: 1px solid red; margin-top: 10px;"/> <hr style="border: 0; border-top: 1px solid red; margin-top: 10px;"/>	<p>Ahoy Thar' Matey! (p. 4) The Pirate Says... (p. 5) Silver &amp; Gold (p. 6) Gems &amp; Jewelry (p. 8) So Many Seashells (p. 10) Crabs in Their Holes (p. 12) Dancing Crabs (p. 13) Swim, Little Fishies (p. 14) Special Sea Critters (p. 16)</p>	<p>Shark! (p. 18) Don't Fall in with the Sharks! (p. 19) Having a Blast at the Beach (p. 20) Beach Balls &amp; Buckets (p. 21) Musical Beach Towels (p. 21) Beach Fun Day! (p. 22) Bounce N' Say - Silly Stories (p. 26)</p>	<p><b>Additional experiences I planned to address this skill:</b></p>
<p>SE4 - <i>Demonstrates a range of emotions</i></p> <p style="color: red;">Objectives/Skills on my formal child assessment that correlates to this skill are:</p> <hr style="border: 0; border-top: 1px solid red; margin-top: 10px;"/> <hr style="border: 0; border-top: 1px solid red; margin-top: 10px;"/>	<p>Ahoy Thar' Matey! (p. 4) Pirate Fun (p. 5) The Pirate Says... (p. 5) A Singing Pirate (p. 5) Silver &amp; Gold (p. 6) Digging for Coins (p. 7) Shiny &amp; Silver Creations (p. 7) Treasure Bottle (p. 7) Gems &amp; Jewelry (p. 8) Super Sparkly (p. 9) Jewelry Crafters (p. 9) Beads in a Bag (p. 9) So Many Seashells (p. 10) Press and Reveal (p. 11) Seashell Pasta My Way (p. 11) It's a Shell! (p. 11) Crabs in Their Holes (p. 12)</p>	<p>Pinch It! Art (p. 13) Dancing Crabs (p. 13) Pinch and Pick Up (p. 13) Swim, Little Fishies (p. 14) Fingerprint Fish (p. 15) How Many Fish? (p. 15) Little Fishy (p. 15) Special Sea Critters (p. 16) An Edible Sea Urchin (p. 17) Sea Star Rubbings (p. 17) Catch that Sea Star! (p. 17) Shark! (p. 18) A Shark Tooth (p. 19) Don't Fall in with the Sharks! (p. 19) Turn the Page (p. 19) Having a Blast at the Beach (p. 20)</p>	<p>Beach Balls &amp; Buckets (p. 21) Musical Beach Towels (p. 21) Beach Ball Fun (p.21) Beach Fun Day! (p. 22) Learning from Books (p. 23) It's Story Time! (p. 23) Tra-La-La-La-La-La (p. 23) Cool Coin Rubs (p. 24) How Much is It Worth? (p. 24) Fabulous Fish Window Clings (p. 25) Sea Star Cookies (p. 25) Smell It Like a Shark (p. 26) Bounce N' Say - Silly Stories (p. 26)</p> <p><b>Additional experiences I planned to address this skill:</b></p>
<b>LEARNING INDICATORS</b> (specific skills)	<b>These experiences address Creative Arts and Music 🖋️ &amp; 🎵</b>		
<p>CA1 - <i>Participates in musical activities including singing and utilizing instruments</i></p> <p style="color: red;">Objectives/Skills on my formal child assessment that correlates to this skill are:</p> <hr style="border: 0; border-top: 1px solid red; margin-top: 10px;"/> <hr style="border: 0; border-top: 1px solid red; margin-top: 10px;"/>	<p>Ahoy Thar' Matey! (p. 4) A Singing Pirate (p. 5) Silver &amp; Gold (p. 6) Dancing Crabs (p. 13) Swim, Little Fishies (p. 14) Little Fishy (p. 15)</p>	<p>Having a Blast at the Beach (p. 20) Musical Beach Towels (p. 21) Beach Ball Fun (p. 21) Beach Fun Day! (p. 22)</p>	<p><b>Additional experiences I planned to address this skill:</b></p>

## Unit: "Beach Treasures" - June 2020

LEARNING INDICATORS (specific skills)	<b>These experiences address Creative Arts and Music  &amp; </b>		
<p>CA2 - <i>Uses movement and dance to express ideas and emotions</i></p> <p style="color: red;">Objectives/Skills on my formal child assessment that correlates to this skill are:</p> <p>_____</p> <p>_____</p>	<p>Ahoy Thar' Matey! (p. 4) Silver &amp; Gold (p. 6) Silver &amp; Gold (p. 6) Dancing Crabs (p. 13) Swim, Little Fishies (p. 14)</p>	<p>Having a Blast at the Beach (p. 20) Musical Beach Towels (p. 21)</p>	<p><b>Additional experiences I planned to address this skill:</b></p>
<p>CA3 - <i>Utilizes a variety of art materials (both two and three dimensional) to express self</i></p> <p style="color: red;">Objectives/Skills on my formal child assessment that correlates to this skill are:</p> <p>_____</p> <p>_____</p>	<p>Shiny &amp; Silver Creations (p. 7) Jewelry Crafters (p. 9) Pinch It! Art (p. 13) Fingerprint Fish (p. 15)</p>	<p>Sea Star Rubbings (p. 17) A Shark Tooth (p. 19) Beach Fun Day! (p. 22) Cool Coin Rubs (p. 24) Fabulous Fish Window Clings (p. 25)</p>	<p><b>Additional experiences I planned to address this skill:</b></p>
<p>CA4 - <i>Engages in pretend play with, or without, the use of props</i></p> <p style="color: red;">Objectives/Skills on my formal child assessment that correlates to this skill are:</p> <p>_____</p> <p>_____</p>	<p>Ahoy Thar' Matey (p. 4) Pirate Fun (p. 5) Silver &amp; Gold (p. 6) Digging for Coins (p. 6) Super Sparkly (p. 9) Crabs in their Holes (p. 12)</p>	<p>Dancing Crabs (p. 13) Pinch and Pick Up (p. 13) Swim, Little Fishies (p. 14) Special Sea Critters (p. 16) Don't Fall in with the Sharks! (p. 19) Having a Blast at the Beach (p. 20)</p>	<p><b>Additional experiences I planned to address this skill:</b></p>


## Unit: "Beach Treasures" - June 2020

LEARNING INDICATORS (specific skills)	These experiences address Physical Development & Health		
<p>PD1 - <i>Understands the importance of exercise and rest</i></p> <p style="color: red;">Objectives/Skills on my formal child assessment that correlates to this skill are:</p> <hr style="border: 0.5px solid red;"/>	<p>Ahoy Thar' Matey! (p. 4) The Pirate Says... (p. 5) Silver &amp; Gold (p. 6) So Many Seashells (p. 10) Crabs in Their Holes (p. 12) Dancing Crabs (p. 13) Swim, Little Fishies (p. 14) Special Sea Critters (p. 16) Don't Fall in with the Sharks! (p. 19)</p>	<p>Having a Blast at the Beach (p. 20) Beach Balls &amp; Buckets (p. 21) Musical Beach Towels (p. 21) Beach Fun Day! (p. 22) Bounce N' Say - Silly Stories (p. 26)</p>	<p><b>Additional experiences I planned to address this skill:</b></p>
<p>PD2 - <i>Takes pride in caring for self (e.g., brushing teeth, washing hands, eating healthy foods, etc.)</i></p> <p style="color: red;">Objectives/Skills on my formal child assessment that correlates to this skill are:</p> <hr style="border: 0.5px solid red;"/>	<p>Be Healthy &amp; Safe Tips on these pages: P. 8 P. 16</p> <p>Plus ... any experience where children must wash hands before, or after, participating (e.g., An Edible Sea Urchin, p. 17)</p>	<p><b>Additional experiences I planned to address this skill:</b></p>	
<p>PD3 - <i>Practices safe habits and understands basic safety rules</i></p> <p style="color: red;">Objectives/Skills on my formal child assessment that correlates to this skill are:</p> <hr style="border: 0.5px solid red;"/>	<p>See Teaching Tips on these pages: P. 8 P. 16 P. 18</p> <p>Plus ... all gross motor activities (see below) require children to follow basic safety rules as they participate</p>	<p><b>Additional experiences I planned to address this skill:</b></p>	
<p>PD4 - <i>Demonstrates gross motor skills (e.g., crawling, walking, running, climbing, pedaling, etc.)</i></p> <p style="color: red;">Objectives/Skills on my formal child assessment that correlates to this skill are:</p> <hr style="border: 0.5px solid red;"/>	<p>Ahoy Thar' Matey! (p. 4) The Pirate Says... (p. 5) Silver &amp; Gold (p. 6) So Many Seashells (p. 10) Crabs in Their Holes (p. 12) Dancing Crabs (p. 13) Swim, Little Fishies (p. 14) Special Sea Critters (p. 16) Don't Fall in with the Sharks! (p. 19)</p>	<p>Having a Blast at the Beach (p. 20) Beach Balls &amp; Buckets (p. 21) Musical Beach Towels (p. 21) Beach Fun Day! (p. 22) Bounce N' Say - Silly Stories (p. 26)</p>	<p><b>Additional experiences I planned to address this skill:</b></p>

## Unit: "Beach Treasures" - June 2020

<b>LEARNING INDICATORS</b> (specific skills)	<b>These experiences address Physical Development &amp; Health</b>			
<p>PD5 - <i>Demonstrates fine motor control (e.g., grasping, holding, pouring, writing/drawing, cutting, manipulating objects, etc.)</i></p> <p style="color: red;">Objectives/Skills on my formal child assessment that correlates to this skill are:</p> <hr style="border: 0.5px solid red;"/> <hr style="border: 0.5px solid red;"/>	<p>Pirate Fun (p. 5) Digging for Coins (p. 7) Shiny &amp; Silver Creations (p. 7) Treasure Bottle (p. 7) Gems &amp; Jewelry (p. 8) Super Sparkly (p. 9) Jewelry Crafters (p. 9) Beads in a Bag (p. 9) Press and Reveal (p. 11) Seashell Pasta My Way (p. 11) It's a Shell! (p. 11)</p>	<p>Pinch It! Art (p. 13) Pinch and Pick Up (p. 13) Fingerprint Fish (p. 15) How Many Fish? (p. 15) An Edible Sea Urchin (p. 17) Sea Star Rubbings (p. 17) Catch that Sea Star! (p. 17) Shark! (p. 18) A Shark Tooth (p. 19) Turn the Page (p. 19) Having a Blast at the Beach (p. 20)</p>	<p>Beach Ball Fun (p. 21) Beach Fun Day! (p. 22) Learning from Books (p. 23) It's Story Time! (p. 23) Tra-La-La-La-La (p. 23) Cool Coin Rubs (p. 24) How Much is It Worth? (p. 24) Fabulous Fish Window Clings (p. 25) Sea Star Cookies (p. 25) Smell It Like a Shark (p. 26)</p>	<p><b>Additional experiences I planned to address this skill:</b></p>
<b>LEARNING INDICATORS</b> (specific skills)	<b>These experiences address Social Studies Knowledge</b>			
<p>SS1 - <i>Understands how families are unique and different</i></p> <p style="color: red;">Objectives/Skills on my formal child assessment that correlates to this skill are:</p> <hr style="border: 0.5px solid red;"/> <hr style="border: 0.5px solid red;"/>	<p>Having a Blast at the Beach (p. 20) Learning from Books (p. 23) Bounce "N Say - Silly Stories (p. 26)</p>	<p><b>Additional experiences I planned to address this skill:</b></p>		
<p>SS2 - <i>Develops a basic understanding of community, including common jobs</i></p> <p style="color: red;">Objectives/Skills on my formal child assessment that correlates to this skill are:</p> <hr style="border: 0.5px solid red;"/> <hr style="border: 0.5px solid red;"/>	<p>Having a Blast at the Beach (p. 20) Learning from Books (p. 23) Bounce "N Say - Silly Stories (p. 26)</p>	<p><b>Additional experiences I planned to address this skill:</b></p>		

## Unit: "Beach Treasures" - June 2020

LEARNING INDICATORS	These experiences address Social Studies Knowledge 	
<p>SS3 - <i>Recognizes the importance of caring for the environment</i></p> <p>Objectives/Skills on my formal child assessment that correlates to this skill are:</p> <hr/> <hr/>	<p>This skill can be addressed during the entire unit by simply discussing the importance of taking care of the beaches and oceans. For instance during these experiences:</p> <p>So Many Seashells (p. 10)            Crabs in Their Holes (p. 12)            Dancing Crabs (p. 13)            Swim, Little Fishies (p. 14)            How Many Fish? (p. 15)            Special Sea Critters (p. 16)</p>	<p><b>Additional experiences I planned to address this skill:</b></p>
<p>SS4 - <i>Develops a baseline understanding of how the past affects us and our community</i></p> <p>Objectives/Skills on my formal child assessment that correlates to this skill are:</p> <hr/> <hr/>	<p>Having a Blast at the Beach (p. 20)            Learning from Books (p. 23)            Bounce "N Say - Silly Stories (p. 26)</p>	<p><b>Additional experiences I planned to address this skill:</b></p>

### Additional Notes: