










# Alignment of Gee Whiz Education Curriculum with the California DRDP (2015)

The Gee Whiz Education curriculum is a comprehensive approach designed to help educators address the unique needs of mixed-age groups. This document details specifically how the Gee Whiz Education Learning Indicators align with DRDP – A Developmental Continuum from Early Infancy to Kindergarten Entry – Preschool View.

Additional information on the Gee Whiz Education approach to learning, including the program philosophy and the evidence/research on which the program is based, can be found on our website [www.geewhizeducation.com](http://www.geewhizeducation.com) as well as in the Gee Whiz Education User's Guide.

California DRDP	Gee Whiz Education Learning Indicators
<b>LANGUAGE AND LITERACY DEVELOPMENT (LLD)</b>	
LL 1 Understanding of Language (Receptive)	Developmental Area Picture Code =  LD1 Understands spoken Language
LL 2 Responsiveness to Language	Developmental Area Picture Code =  LD2 Understands and then uses an ever-increasing vocabulary
LL 3 Communication and Use of Language (Expressive)	Developmental Area Picture Code =  LD3 Uses language to express ideas, wants & needs
LL 4 Reciprocal Communication and Conversation	Developmental Area Picture Code =  LD4 Increasingly engages adults and children in conversations
LLD 5 Interest in Literacy LLD 6 Comprehension of Age-Appropriate Text	Developmental Area Picture Code =  LK1 Shows an interest in books and understands stories are a way of sharing information
LLD 7 Concepts about Print	Developmental Area Picture Code =  LK2 Understands that language is made up of words, which can be broken down into syllables LK4 Understands concepts about print (e.g., reading from left to right, logos as symbols, etc.)
LLD 8 Phonological Awareness	Developmental Area Picture Code =  LK2 Understands that language is made up of words, which can be broken down into syllables LK3 Begins to name letters and identify their sounds
LLD 9 Letter and Word Knowledge	Developmental Area Picture Code =  LK3 Begins to name letters and identify their sounds
LLD 10 Emergent Writing	Developmental Area Picture Code =  LK5 Begins to use a variety of writing tools to use writing (invented or true) as a way to convey thoughts and ideas











Full versions of the California DRDP can be found here:

<https://www.cde.ca.gov/sp/cd/ci/documents/drdp2015preschool.pdf>



California DRDP	Gee Whiz Education Learning Indicators
<b>APPROACHES TO LEARNING – SELF-REGULATION (ATL-REG)</b>	
ALT-REG1 Attention Maintenance ALT-REG6 Engagement and Persistence	Developmental Area Picture Code = ☺  AL2 Displays persistence when completing tasks and is able to avoid distractions
ALT-REG2 Self-Comforting ALT-REG5 Self-Control of Feelings and Behavior	Developmental Area Picture Code = ♥ SE3 Demonstrates self-regulation by handling emotions in an appropriate way and following simple rules
ALT-REG3 Imitation ALT-REG4 Curiosity and Initiative in Learning	Developmental Area Picture Code = ☺ AL1 Shows interest in many topics and a desire to try new things SE2 Demonstrates a positive self-concept by sharing preferences, expressing feelings freely and displaying confidence
ALT-REG7 Shared Use of Space and Materials	Developmental Area Picture Codes = ☺ & ♥ AL3 Engages in cooperative group experiences SE1 Demonstrates a secure relationship with caregivers and other adults as well as positive interactions with other children
<b>SOCIAL AND EMOTIONAL DEVELOPMENT (SED)</b>	
SED 1 Identity and Self in Relation to Others  SED 3 Relationships and Social Interactions with Familiar Adults  SED 4 Relationships and Social Interactions with Other Peers	Developmental Area Picture Code = ♥ SE1 Demonstrates a secure relationship with caregivers and other adults as well as positive interactions with other children SE2 Demonstrates a positive self-concept by sharing preferences, expressing feelings freely and displaying confidence
SED 2 - Social and Emotional Understanding	Developmental Area Picture Code = ♥ SE4 Demonstrates a range of appropriate emotions
SED 5 Symbolic and Sociodramatic Play	Developmental Area Picture Codes = ? & ✍ LR2 Understands symbols or objects can be used to represent different things CA4 Engages in pretend play with, or without, the use or props
<b>ENGLISH LANGUAGE DEVELOPMENT (ELD)</b>	
ELD 1 Comprehension or English (Receptive English)	Developmental Area Picture Code = 🗣 LD1 Understands spoken Language LD1 Understands and then uses an ever-increasing vocabulary
ELD 2 Self- Expression in English (Expressive English)	Developmental Area Picture Code = 🗣 LD3 Uses language to express ideas, wants & needs LD4 Increasingly engages adults and children in conversations
ELD 3 Understanding and Response to English Literacy Activities	Developmental Area Picture Code = 📖 LK1 Shows an interest in books and understands stories are a way of sharing information

ELD 4 Symbol, Letter, and Print Knowledge in English	Developmental Area Picture Code = 🗣️ LK2 Understands that language is made up of words, which can be broken down into syllables LK4 Understands concepts about print (e.g., reading from left to right, logos as symbols, etc.)
<b>California DRDP</b>	<b>Gee Whiz Education Learning Indicators</b>
<b>COGNITION, INCLUDING MATH AND SCIENCE (COG)</b>	
COG 1 Spatial Relationships COG 7 Shapes	Developmental Area Picture Code = ❶ MK3 Recognizes shapes and positional concepts
COG 2 Classification	Developmental Area Picture Code = ❶ MK6 Sorts or groups objects based on common characteristics
COG 3 Number Sense of Quantity	Developmental Area Picture Code = ❶ MK1 Understands that numbers tell “how many”
COG 4 Number Sense of Math Operations	Developmental Area Picture Code = ❶ MK2 Recognizes that numbers go in a specific order
COG 5 Measurement	Developmental Area Picture Code = ❶ MK5 Utilizes measurement (standard and nonstandard) to compare and contrast objects (includes graphing)
COG 6 Patterning	Developmental Area Picture Code = ❶ MK4 Creates, imitates and/or extends patterns
COG 9 Cause and Effect COG 10 Inquiry through Observations and Investigations	Developmental Area Picture Code = ❷ SK1 Utilizes observation and other senses to explore and gather information about objects and experiences SK2 Makes and tests predictions using simple experimentation
COG 11 Knowledge of the Natural World	Developmental Area Picture Code = ❷ SK3 Gathers information about the natural world through hands-on exploration
COG 10 Documentation and Communication of Inquiry	Developmental Area Picture Codes = ❶ and 🗣️ MK5 Utilizes measurement (standard and nonstandard) to compare and contrast objects (including graphing) LK5 Begins to use a variety of writing tools to use writing (invented or true) as a way to convey thoughts and ideas
<b>HISTORY – SOCIAL SCIENCE (HSS)</b>	
HSS 1 Sense of Time HSS 2 Sense of Place	Developmental Area Picture Code = 🌐 SS1 Understands how families are unique and different SS2 Develops a basic understanding of community, including common jobs SS4 Develops a baseline understanding of how the past affects us and our community
HSS 3 Ecology	Developmental Area Picture Code = 🌐 SS3 Recognizes the importance of caring for the environment
HSS 4 Conflict Negotiation HSS 5 Responsible Conduct as a Group Member	Developmental Area Picture Codes = ❤️ SE1 Demonstrates a secure relationship with caregivers or other adults as well as positive interactions with other children SE3 Demonstrates self-regulation by handling emotions in an appropriate way and following simple rules

VISUAL AND PERFORMING ARTS (VPA)	
VPA 1 Visual Art	Developmental Area Picture Code =  CA3 Utilizes a variety of art materials (both two and three-dimensional) to express self
VPA 2 Music	Developmental Area Picture Code =  CA1 Participates in musical activities including singing and utilizing instruments
VPA Drama	Developmental Area Picture Code =  CA4 Engages in pretend play with, or without, the use or props
VPA Dance	Developmental Area Picture Code =  CA2 Uses movement and dance to express ideas and emotions
<b>California DRDP</b>	<b>Gee Whiz Education Learning Indicators</b>
PHYSICAL DEVELOPMENT – HEALTH (PD-HLTH)	
PD-HLTH 1 Perceptual-Motor Skills and Movement Concepts	Developmental Area Picture Codes =  &  PD4 Demonstrates gross motor skills (e.g., running, hopping, skipping, etc.) PD5 Demonstrates fine motor skills (e.g., writing, pouring, cutting, etc.) CA2 Uses movement and dance to express ideas and emotions
PD-HLTH 2 Gross Locomotor Movement Skills PD-HLTH 3 Gross Motor Manipulative Skills	Developmental Area Picture Codes =  PD4 Demonstrates gross motor skills (e.g., running, hopping, skipping, etc.)
PD-HLTH 4 Fine Motor Manipulative Skills	Developmental Area Picture Codes =  PD5 Demonstrates fine motor skills (e.g., writing, pouring, cutting, etc.)
PD-HLTH 5 Safety	Developmental Area Picture Code =  PD3 Practices safe habits and understands basic safety rules
PD-HLTH 6 Personal Care Routines: Hygiene PD-HLTH 7 Personal Care Routines: Feeding PD-HLTH 8 Personal Care Routines: Dressing PD-HLTH 9 Active Physical Play PD-HLTH 10 Nutrition	Developmental Area Picture Code =  PD1 Understands the importance of exercise and rest PD2 Takes pride in caring for self (e.g., brushing teeth, dressing, eating healthy foods, etc.)