




Add & Enhance - "Let's Explore Patterns"

Enhancing the learning environment is easy! Here are a list of materials you may want to add to your learning areas to enhance the unit, "Let's Explore Patterns" as well as provide opportunities for both free and guided play. Please add other materials you feel would your children would enjoy as well. See our, "The Environment & the Gee Whiz Curriculum" for more information on materials you should have in your program in these areas.

<p style="text-align: center;">ART AREA</p> <ul style="list-style-type: none"> Do-a-Dot markers Wrapping paper scraps Fabric scraps Extra birthday/holiday paper plates Wallpaper samples (if you have any old ones) Pine cones (larger) Plastic, silk and/or real leaves & flower stems (if silk or plastic, wrap the ends with masking tape) Stamp paint tools that make patterns (e.g., potato masher, bath poof, plastic forks, etc.) 	<p style="text-align: center;">DRAMATIC PLAY/DRESS-UP</p> <ul style="list-style-type: none"> Assorted striped, plaid and polka dot clothing items (men's, women's, children's) Wrapping paper and boxes Plastic foods with patterned (e.g, pineapple) Gift bags with patterns Plush animals with patterns Animal puppets (with patterns) Quilt <div style="text-align: right;">  </div>
<p style="text-align: center;">BLOCKS</p> <ul style="list-style-type: none"> Assorted multicultural people figures Cardboard boxes wrapped in patterned wrapping paper (to use for building) Colorful, interlocking blocks Plush animals with stripes or polka dots Toy vehicles that have patterns on them <div style="text-align: right;">  </div>	<p style="text-align: center;">LITERACY & WRITING</p> <ul style="list-style-type: none"> Books about patterns (see Book List in Teaching Guide for suggestions) Assorted writing tools (both thin & thick: markers, crayons, pencils, etc.) in a variety of colors Notebooks Word cards for words that contain patterns (e.g., yoyo, banana, mama, papa, etc.) Wrapping paper scraps Photos of people wearing patterned clothing (children, men, women ... many different cultures)
<p style="text-align: center;">GROSS MOTOR PLAY & MUSIC/MOVEMENT (indoors and outdoors)</p> <ul style="list-style-type: none"> Colorful parachute, bed sheet or quilt (if you have one) Texture balls Sidewalk chalk (for drawing patterns) Hula hoops Assorted types of music (for dancing to the patterns in music) 	<p style="text-align: center;">MANIPULATIVE, SCIENCE, MATH</p> <ul style="list-style-type: none"> Cross-cut of a log (so children can see the rings) Unbreakable magnifiers & child-safe binoculars Natural Patterns Discovery Bin (see p. 15) Books about animals and insects that have patterns (see Book List, p. 30 for suggestions) Stringing beads (large enough so they are not a choking hazard or snap beads) <div style="text-align: right;">  </div>