




Add & Enhance - "Let's Make a Mess"

Enhancing the learning environment is easy! Here are a list of materials you may want to add to your learning areas to enhance the unit, "Let's Make a Mess." as well as provide opportunities for both free and guided play. Please add other materials you feel would your children would enjoy as well. See our, "The Environment & the Gee Whiz Curriculum" for more information on materials you should have in your program in these areas.

<p style="text-align: center;">ART AREA</p> <ul style="list-style-type: none"> Paint (regular, watercolors, fingerpaint) Hole punch Tinted glue in bottles Chalk (assorted colors) Craft sand (assorted colors) Dustpan and broom (for cleaning up after using materials) 	<p style="text-align: center;">DRAMATIC PLAY/DRESS-UP</p> <ul style="list-style-type: none"> Child-sized broom and dustpan Toy vacuum cleaner (if available) Roll of paper towels Dishcloths and dishrags Empty food cartons & containers (no sharp edges) Toy hand vacuum (if available) Bibs, smocks, aprons <div style="text-align: right;">  </div>
<p style="text-align: center;">BLOCKS</p> <ul style="list-style-type: none"> Assorted multicultural people figures Bins for sorting and storing blocks (if you do not have some already) - Put a picture of each type of block on the end of the bin so children can sort easily. Assorted types of blocks (bristle, magnet, Duplo®, etc.) <div style="text-align: right;">  </div>	<p style="text-align: center;">LITERACY & WRITING</p> <ul style="list-style-type: none"> Books about anything messy (see Book List in Teaching Guide for suggestions) Assorted writing tools (both thin & thick: markers, crayons, pencils, etc.) in a variety of colors Tray of cornmeal for writing letters Chalk (assorted colors) and black construction paper
<p style="text-align: center;">GROSS MOTOR PLAY & MUSIC/MOVEMENT (indoors and outdoors)</p> <ul style="list-style-type: none"> Mud experimentation station (untreated dirt, water, old bowls, spoons, whisks, etc. IF the weather is warm enough in your area) Sand box and sand toys Bubble solution and wands Sidewalk chalk Easel with paper, paints, brushes (again, if the weather is warm enough in your area) 	<p style="text-align: center;">MANIPULATIVE, SCIENCE, MATH</p> <ul style="list-style-type: none"> Goop (see recipe on p. 23) Experimentation Station (p. 19) Water table with toy dishes + dishrags (clean) and dishtowels (clean) Books about creating art using different materials Playdough or other sensory dough <div style="text-align: right;">  </div>