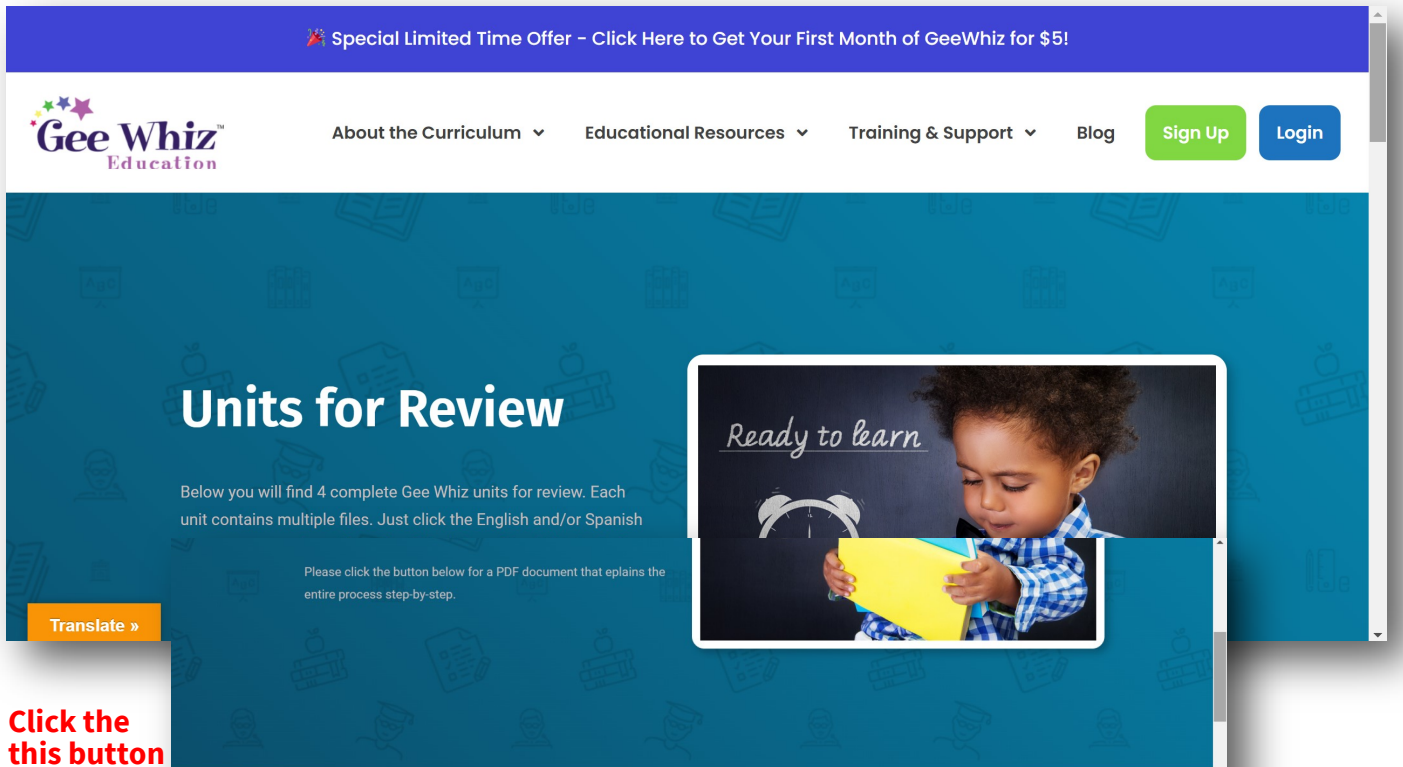



## Accessing the Gee Whiz Program Materials + Other Resources

On the reviewer access page we set up of the Program Materials: <https://geewhizeducation.com/units-for-review/>, you will find 4 complete Gee Whiz units. These units were used to complete the Evidence document. The Gee Whiz curriculum (complete edition) consists of 72 units like these. Paid users are given access to 2 units per month. We've given you 4 complete units that are representative of all units included in the complete edition. Here is what you should see when you visit the URL listed above:



Click the this button to access step-by-step access directions for accessing the program materials



Directions for accessing the Gee Whiz unit materials (PDF)

Complete Gee Whiz User's Guide - Training Manual (PDF)

Detailed complete Gee Whiz Outline - 72 Units (PDF)

This document is our training manual. It contains a wealth of information about child development, individualization & more.

This detailed outline shows you all of the 72 units included in the Gee Whiz curriculum. Please note that providers (customers) only have access to two of these units per month.

Please note: There are numerous components included in EACH Gee Whiz unit. These components include materials for educators, materials for families & materials for children. Not all of these are referenced in the Evidence document but they are critical to implementation with fidelity. To review all of the components (features/benefits), please refer to this document: <https://geewhizeducation.com/wp-content/uploads/2024/10/GeeWhizComponentsSlideDeck.pdf>. We've given you access to ALL for the unit components for the 4 units you will need for this review.

On the Program Materials access page (<https://geewhizeducation.com/units-for-review/>), scroll down to see a list and brief description of 4 Gee Whiz units. To access the unit materials associated with each unit, you will need to click either ENGLISH or SPANISH. To access the unit materials that are available in English, click the **blue ENGLISH button**. If you want to review those materials that are also available in Spanish, click the **purple SPANISH button**. Here is what you should see when you scroll down:



### Learning about Me

ENGLISH

SPANISH

#### UNIT DESCRIPTION

What better way to start off the new school year than with a unit dedicated to the children themselves. Our next unit, "Learning about Me" invites children to learn more about their own uniqueness in many different ways. From feelings to families to facial features...we are all unique and this unit helps the children discover this concept through a wide variety of hands-on, child-directed experiences. For those of you who were with us in August, we will scaffold off some of the experiences included in the unit, "Let's Be Friends." This is a great way for children to build upon existing knowledge and new and different ways.



### I Can Be a Scientist

ENGLISH

SPANISH

#### UNIT DESCRIPTION

Our next unit, "I Can Be A Scientist" is going to challenge the children to experiment, make predictions and so much more! When science activities are hands-on, interactive and, of course, fun, children will naturally want to participate. During this unit, we will explore chemistry, physical science, life science and even geology. The key is that we will explore these areas of science in ways that will challenge children to ask, "Why?" and practice observation skills as they learn more about their world. Of course, all of the experiences we include are safe for young children and easy for anyone to do. Just be sure to use your common sense and also take heed to any cautions we include... especially when working with materials that could be a choking hazard to children under the age of three. We will provide options for younger children if needed!



### Storytime Fun

ENGLISH

SPANISH

#### UNIT DESCRIPTION

Isn't imagination a wonderful thing? Using their imaginations is a great way for children to think creatively and use language in new and different ways. Our next unit is, "Storytime Fun!" From princesses and princes to a "little red hen," the children will have the opportunity to use their imaginations in many different ways. Try to add a variety of costumes and dress-up materials to your dramatic play area for this unit. The thrift store is a good place to look for these types of materials at a very reduced cost. In addition, if you have a puppet theater, set it up for this unit and add some puppets. If not, you can use a large cardboard box or even a tension curtain rod and curtain in the lower half of a doorway.




### A Home For A...

ENGLISH

SPANISH

Families are very different and ALL are special! This will be a big part of our next unit, "A Home for a..." In addition to talking about different types of homes (both those for people and those for animals), we will explore how families are unique. This unit opens the door for great discussions about diversity! Be sure to be sensitive and aware of each child's family situation and keep this information in mind when planning experiences. Keep in mind that some families may even be homeless or living in a shelter. As part of our exploration about different types of homes, use the internet as a resource for exposing the children to homes from around the world. This is an excellent way for children to learn that technology can be a wonderful source of information. Additionally, have the children take photos of their own homes, as well as those of their relatives, to share! This is a great way to help children learn that there are many different types of homes.

Once you click the ENGLISH (or SPANISH) button, scroll down and you will see a list of components for that particular unit. You can click the title of the component to open it. Then you have the option to download and/or print (if you would like). There is also a button you may choose to click that says, “**Download All Files Here.**” This will download all of the component files for that particular unit. The 2 main components for each unit that align with our Evidence document are the **Teaching Guide & Letters & Literacy Component.** Here is a screenshot of what you should see when you view the ENGLISH page for ... “I Can Be a Scientist.”



UNIT ENGLISH FILES

## I Can Be a Scientist

Our next unit, “I Can Be A Scientist” is going to challenge the children to experiment, make predictions and so much more! When science activities are hands-on, interactive and, of course, fun, children will naturally want to participate. During this unit, we will explore chemistry, physical science, life science and even geology. The key is that we will explore these areas of science in ways that will challenge children to ask, “Why?” and practice observation skills as they learn more about their world. Of course, all of the experiences we include are safe for young children and easy for anyone to do. Just be sure to use your common sense and also take heed to any cautions we include...especially when working with materials that could be a choking hazard to children under the age of three. We will provide options for younger children if needed!

[Translate »](#)


### ENGLISH RESOURCES

Download resources for this unit. You may download each file individually, and save to your computer and an external drive for safety.

[Click here to download all the files.](#)





- Teaching Guide
- Letters and Literacy
- Connecting the Dots
- ✓ Observe & Reflect Grid (anecdotal notes)
- Add and Enhance
- Let's Read Together
- Customized Individualized Planning
- All About My Week
- Weekly Activity Plan
- Individualization Web
- Teaching Tool
- School Age Fun Booklet
- Family Letter
- Digital Family Note
- Digital Family Note
- Material's List

### VIEWING NOW

 UNIT | I Can Be A Scientist

Simply click the name of the component you want to review. All of the components, except the Digital Family Notes, are PDF files. The Digital Family Notes are JPEG files (designed to be texted to families).

**Note:**  
List of components continues on next page.

-  **Make It Sheet**
-  **Make It Sheet**
-  **Printable Puppet**
-  **Provider's Review**

The following support documents will also be helpful as you review the curriculum:

- 1) **Gee Whiz User's Guide:** This is our “training manual” that helps providers implement the curriculum with fidelity while also providing important background knowledge about anecdotal notes/observations, individualization, linguistic/cultural awareness, etc. Here is the link directly to that document: <https://geewhizeducation.com/wp-content/uploads/2023/04/GeeWhizUsersGuidefinal.pdf>
- 2) **Gee Whiz Alignment with the Ohio ELDS (2022):** <https://geewhizeducation.com/wp-content/uploads/2023/03/OHStandardsGeeWhizAlignment2022.pdf>
- 3) **Department of Education approval letter for Gee Whiz (2023):** <https://geewhizeducation.com/wp-content/uploads/2023/08/Gee-Whiz-Alignment-Results-Letter.pdf>